

ALFLEX FR ZCM


PRE-WEATHERED FINISHES

Available eIZinc




eIZinc CRYSTAL®

eIZinc Crystal® is pearl gray pre-patina finish designed to provide a unique finish in contrast to the lighter Natural and darker Slate finishes. It is reflective in nature with a tone that changes according to the ambient light conditions and reflections from surrounding structures.



eIZinc SLATE®

eIZinc Slate® is a matte gray pre-patina finish specifically designed to provide the appearance of naturally weathered zinc after years of exterior exposure in the elements. Even though it is the most specified finish for new projects, it is often used in situations where it will be installed in the vicinity of existing zinc products as its initial color allows it to easily integrate.



eIZinc GRAPHITE®

eIZinc Graphite® is a dark gray pre-patina finish designed to approximate the feel and color of natural slate.



eIZinc OLIVA®

eIZinc Oliva® is a unique member of the pre-weathered finish family, sporting a dark gray pre-patina finish with subtle hues of green and blue.



eIZinc LAVA®


eIZinc Lava® rounds out the grayscale color range of pre-weathered eIZinc® finishes with a basalt gray pre-patina finish which provides an additional option for putting a unique signature on any project.

Available RHEINZINK-pre-PATINA



RHEINZINK-pre-PATINA graphite-grey

RHEINZINK-pre-PATINA blue-grey provides the appearance of natural zinc after years of exposure in the external environment. After installation, the finish will continue to evolve over time as its natural zinc patina matures.



RHEINZINK-PRE-PATINA BLUE-GREY

RHEINZINK-pre-PATINA blue-grey provides the appearance of natural zinc after years of exposure in the external environment. After installation, the finish will continue to evolve over time as its natural zinc patina matures.
